
OPERATOR'S SAFETY MANUAL

Sumner Pipe Jacks



SUMNER*



A Southwire Company

USA

7514 Alabonson Rd.
Houston, TX 77088
p: 281-999-6900
f: 281-999-6966

CANADA

75 Saltsman Drive, Unit 5
Cambridge, Ontario N3H 4R7
p: 519-653-5300
f: 519-653-5305

NETHERLANDS

Midden Engweg
21NL-3882TS Putten
Netherlands
europeansales.com
p: + 31 (0) 85 489 0284

UK

Unit 3 Kempton Road Keytec
7 Business Park Pershore,
Worcestershire WR 10 2TA, UK
p: + 44 (0) 1386 556278
f: + 44 (0) 1386 556776

Owner's Responsibilities

NOTICE: Throughout this publication, the words ***WARNING***, ***CAUTION***, and ***IMPORTANT*** will be used to alert the user to special instructions concerning a particular operation that may be hazardous if performed incorrectly or carelessly. **OBSERVE THEM CAREFULLY!**

These "Safety Alerts" alone cannot eliminate the hazards that they signal. Strict compliance to these special instructions while performing the service plus "common sense" operation are major accident prevention measures.

WARNING Hazards or unsafe practices which could result in severe personal injury or death.

CAUTION Hazards or unsafe practices which could result in minor personal injury, product or property damage.

IMPORTANT Indicates information or instructions that are necessary for proper operation and/or maintenance.

Operator Safety Instructions

To operate jacks safely requires dexterity, mechanical skills and sound safety habits.

Although Sumner jacks are manufactured for safe, dependable operation, it is impossible to anticipate those combinations of circumstances which could result in an accident. The following instructions are recommended for safe operation of this unit:

- 1. Read and understand the instructions for safe operation.** Before working with a Sumner jack, understand the correct operation, applications and limitations. Always contact Sumner when in doubt. Be particularly aware of specific hazards. Store this safety manual in a clean area and always at a readily available location. Additional copies are available for download from www.sumner.com.
- 2. Inspect the equipment.** Prior to using Sumner jacks, check all parts to ensure that they are in proper operating condition. Inspect legs for bends, breaks or metal deformation.

2 SUMNER PIPE JACKS

CAUTION *In the event of any jack stand leg deformation, discontinue use immediately.*

IMPORTANT *Make any necessary repairs before attempting to use the jack.*

- 3. Wear proper clothing.** Hard hat or welding helmet, safety shoes and welding gloves should be worn as a precaution while operating this equipment.
- 4. Keep work area clean.** Always keep floor in work area clear of clutter for unobstructed movement around the jack.
- 5. Operate from proper position.** Keep balance and proper footing at all times.
- 6. Keep alert.** Avoid horseplay around equipment and keep bystanders at a safe distance. Do not allow children to operate jacks and always keep them out of work areas.

CAUTION *Never allow anyone under jack stand with load.*

- 7. Do not misuse unit.** Perform only the functions for which the jacks are designed. Never attempt to operate the equipment at more than the recommended capacity.

WARNING *Modifying the jack stand can result in injury or death.*

Commonly Found Issues

If found, *REMOVE FROM SERVICE.*



Damaged / Bent Legs



Cracked Tube



Wrong Washer in
Jack Stand



Jack without
ID Tube

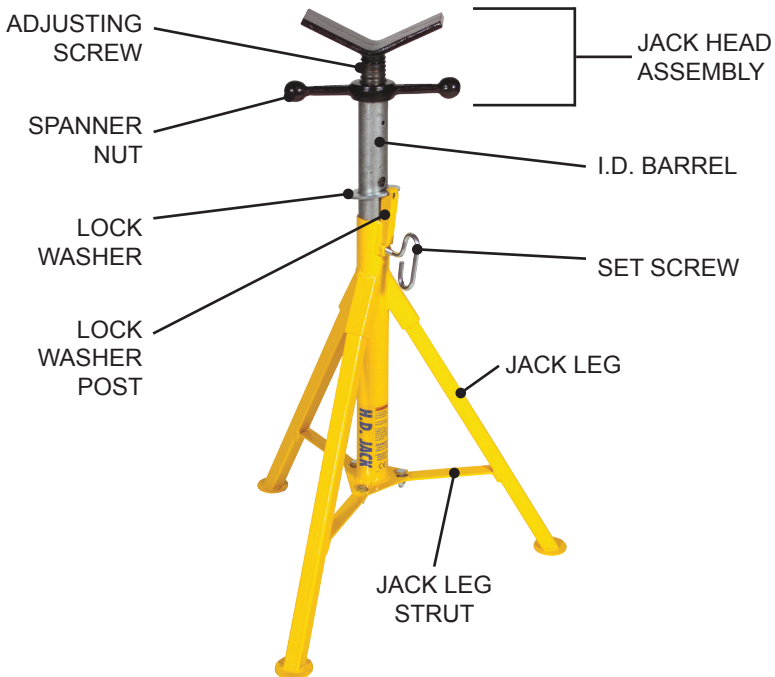


Wrong ID Tube in Jack Stand

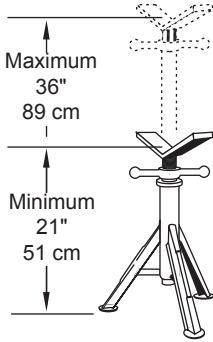


4 SUMNER PIPE JACKS

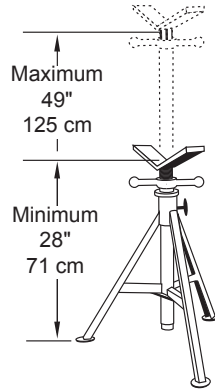
8. **Operate only on level surfaces.** Use the jack only on smooth and level surfaces to avoid tipping and the possibility of operator injury.
9. **Hold both jack head and jack leg or carrying handle when transporting.** To prevent foot injury, always carry jack by both the head and the jack leg or carrying handle.
10. **Use only Sumner parts.** Mixing other manufactured jack stand parts on Sumner jacks can result in operator injury.



Jack Stand Specifications



LO JACK STAND



HI JACK STAND

The above specifications apply to **Heavy Duty Jacks**, **Fold-A-Jacks**, **Hi Heavy Duty Plus Jack** and **Hi Pro Jacks**. The adjustable height range for other jacks varies by type. Consult the latest Sumner Welding Make-Up Tools catalog or sumner.com for specifications.

NOTE: Do not mix and match heads.

6 SUMNER PIPE JACKS

DO






1. Read and understand these instructions prior to operating.
2. Always inspect the equipment for damage and make any needed repairs before using.
3. Wear hard hat or welding helmet and safety shoes.
4. Keep floor clear of clutter and obstructions.
5. Stay alert and always avoid horseplay.
6. Use on level and solid surfaces only.
7. Secure set screw after adjustment of I.D. barrel.
8. Always transport with jack head up.
9. Adjust I.D. barrel to desired work height before placing load on jack.
10. Center load on jack head.

DON'T

1. Never attempt to lift more than the jack's recommended capacity.
2. Do not work under a load.
3. Never operate jack on an unstable foundation.
4. Do not force unit if operation is restricted.
5. Never modify jacks.
6. Do not pull or push loads when mounted on jacks.

Operating Instructions

Select the right head style:

HEAD STYLES FOR SUMNER'S PRO JACK™, HEAVY DUTY JACKS AND FOLD-A-JACKS™					
Head Style	Part #	Description	Capacity	Pipe Size Minimum	Pipe Size Maximum
	780518	Standard Vee Head	2,500 lb (1,135 kg)	1/8" (3 mm)	24" (600 mm)
	780498	Standard Vee Head w/SS Sleeve			
	780518 & 780551	Ball Transfer Head	1,000 lb (450 kg)	3/8" (10 mm)	12" (300 mm)
	780518 & 780274	Ball Transfer Head (Stainless Steel)			
	780514	Roller Head Assy. w/Aluminum Wheels	2,500 lb (1,135 kg)	1 1/4" (30 mm)	24" (600 mm)
	780517	Roller Head Assy. w/SS Wheels			
	785220	Aluminum Roller Head			
	780499	Rubber Wheel Head	1,000 lb (450 kg)	1 1/2" (40 mm)	24" (600 mm)
	780519 (Hi) 780944 (Lo)	Bar Stock Head	2,000 lb (900 kg)	1/8" (3 mm)	24" (600 mm)

Head capacity equals max capacity of jack.



Stainless Steel Vee Head Attachment
Part # 780502

Fits over vee and secures with two bolts – no tools required!



Standard Vee Head Ball Transfer Set
Part # 780551 (standard)
Part # 780274 (stainless steel)
Attachments slide over standard vee head.
Accommodates 3/8" - 12"
(10 - 300 mm) pipe sizes.
1,000 lb (450 kg) capacity.

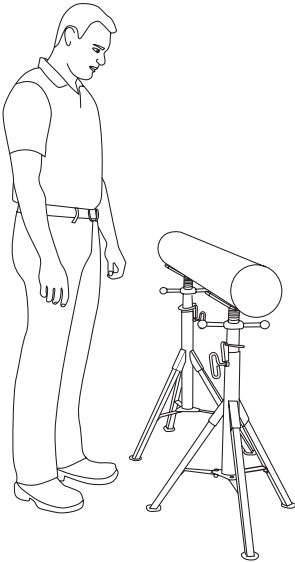
8 SUMNER PIPE JACKS

Proper Operation:

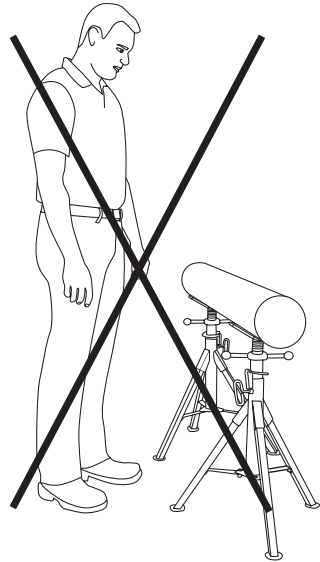
IMPORTANT

Inspect jack prior to each use to ensure legs are free of bends, breaks or metal deformation and that spanner nut rotates freely.

1. Sumner offers two different jack heights (hi and lo), that allow welders to work at a comfortable height, depending upon the diameter of the pipe or load. Based on the size of the material to be welded, select the correct jack for the job (see page 8 on jack height).



Correct Jack Height
Operator work level is at comfortable position.



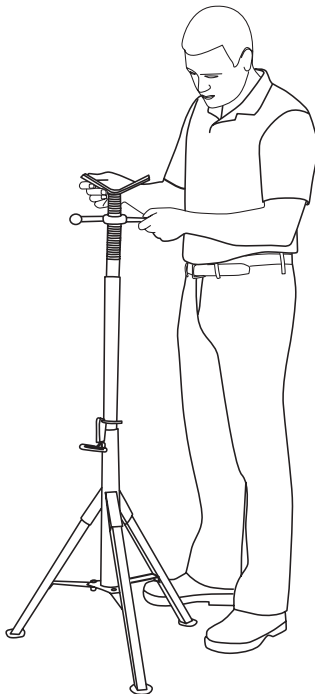
Incorrect Jack Height
Work too low for operator can result in back injury.

IMPORTANT Always use same height jacks (hi or lo) per load. Do not mix jack makes or head styles.

2. Position jacks 5 feet (1.5 m) to 12 feet (3.5 m) apart, depending on length and weight of load.

For an extra margin of safety it is recommended to have at least 4 jack stands spread evenly under any load.

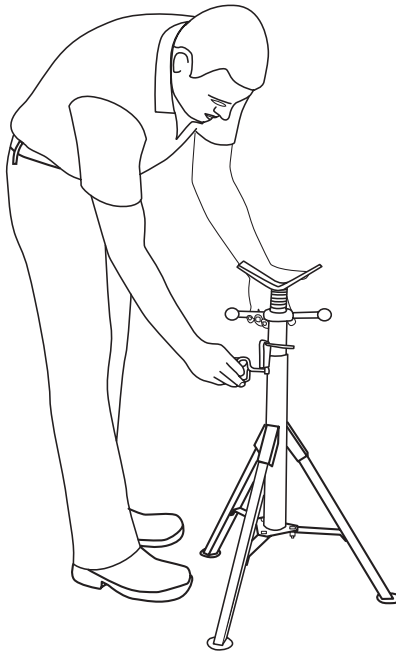
3. Adjust spanner nut so that at least 2–3" (50–75 mm) of adjustment screw is showing out of the I.D. barrel.



10 SUMNER PIPE JACKS

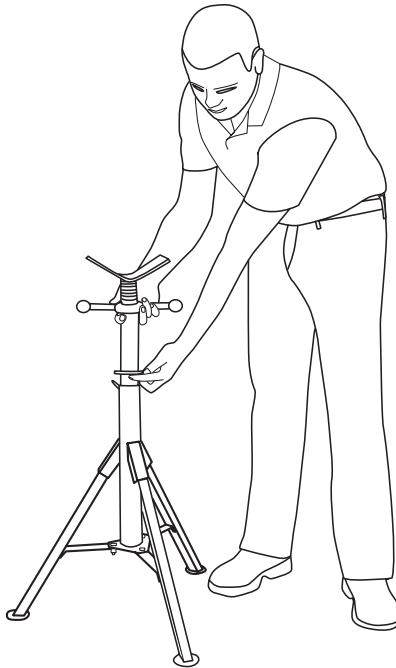
4. To position jack to desired height, loosen set screw and lift I.D. barrel. Lock washer will unlock when I.D. barrel is being raised and will grip automatically with the slightest load pressure.

WARNING Raising or lowering I.D. barrel with load on jack can result in serious injury.



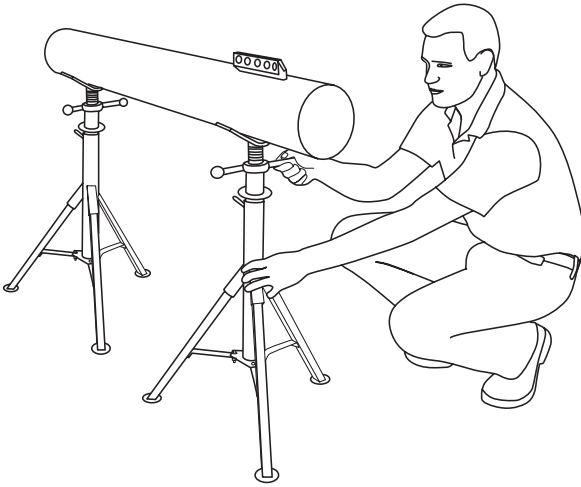
5. To lower jack head, lift both I.D. barrel and lock washer to loosen barrel. While holding lock washer lower I.D. barrel to desired height. Release lock washer to secure I.D. barrel.

IMPORTANT To avoid pinching fingers, release lock washer first before releasing I.D. barrel.

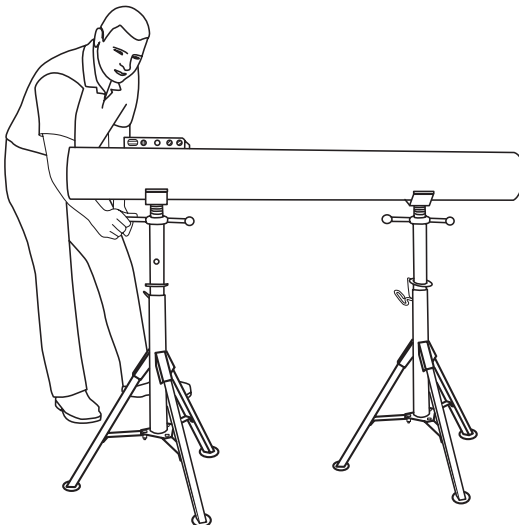


12 SUMNER PIPE JACKS

6. All jack heads used in the same fit-up job should be at equal heights.
7. Always center the load on the jack head.



8. Level load by rotating spanner nut.



Transporting Jack Stand:



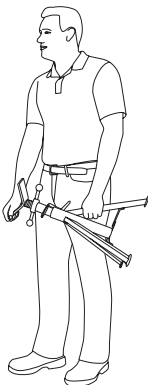
Vee head assembly can be locked in the jack for transportation. Position locator hole in ID tube so that it is in-line with set screw.



Tighten set screw so that the head cannot come out of stand.

WARNING

Set screw should only be used to hold jack head in place during transport and should not be used to hold a load. Release set screw before putting jacks under a load.



Jack head assembly can slide out of the I.D. barrel if jack is carried incorrectly. To prevent foot injury, always carry jack by both the jack head and leg or carrying handle.


14 SUMNER PIPE JACKS

Adjusting Ball Transfer Heads:

Ball transfer assemblies slide over each vee of the Sumner Vee Head Jack. Make sure set screws are fully recessed. Note that the ball transfer locations are adjustable to accommodate both small 3/8" (10 mm) diameter pipe or larger diameter pipe up to 12" (300 mm).



Positioned for small diameter pipe



Positioned for large diameter pipe



CAUTION

To be sure that pipe stays on the ball transfer head when rotating, tighten set screws.

Adjusting Roller Head and Rubber Wheels:

Remove wheel attaching bolt and nut and reposition for correct pipe size.



Using Jack Stand with Threading Machine:


When using the pipe stand behind threading machines, pipe stand vee should be positioned so that the pipe has level entry into the threader. A pipe stand should be positioned under the pipe every 8 feet.



16 SUMNER PIPE JACKS


Hold-E Pipe Clamp (PN 785000) (Stainless Steel PN 784999):

The Hold-E Pipe Clamp is for use with vee heads to secure pipe 3/4" to 6" in diameter. The Hold-E Pipe Clamp is highly recommended as a quick, easy safety precaution for the welder when fitting up layout work or short pipe lengths.



Hold-Down Device (PN 781050):

Sumner offers as an option to vee head users, a quick-action chain vise to secure pipe up to 12" in diameter onto the jack stand. The Hold-Down Device is highly recommended as a safety precaution for the welder when fitting up flanges, fittings or short pipe lengths.










For users of larger pipe, a Chain Extension Kit (PN 781056) is available in increments of 12".

Pipe Stand Details

Pipe Stand	Part #	Description	Load Capacity	Min. Pipe Capacity	Max. Pipe Capacity	Min. Height	Max. Height	Width	Length	Weight
FOLD-A-JACK™										
	781300	HI FAJ - Vee	2,500 lb (1,135 kg)	1/8" (3 mm)	24" (600 mm)	28" (71 cm)	49" (125 cm)	22" (56 cm)	22" (56 cm)	25 lb (11.4 kg)
	781301	HI FAJ - Roller	2,000 lb (900 kg)	1-1/4" (30 mm)	24" (600 mm)					28 lb (12.7 kg)
	781302	HI FAJ - Bar Stock	2,000 lb (900 kg)	1/8" (3 mm)	10" (250 mm)					25 lb (11.4 kg)
	781303	HI FAJ - SS Roller	2,000 lb (900 kg)	1-1/4" (30 mm)	24" (600 mm)					29 lb (13.1 kg)
	781304	HI FAJ - SS Vee	2,500 lb (1,135 kg)	1/8" (3 mm)	24" (600 mm)	24 lb (10.9 kg)				
	781305	HI FAJ - Ball Trans	1,000 lb (450 kg)	3/8" (10 mm)	12" (300 mm)	29 lb (13.1 kg)				
	781306	HI FAJ - Rubber Whls	1,000 lb (450 kg)	1-1/2" (40 mm)	24" (600 mm)	26 lb (11.8 kg)				
	781310	LO FAJ - Vee	2,500 lb (1,135 kg)	1/8" (3 mm)	24" (600 mm)	21 lb (9.5 kg)				
	781311	LO FAJ - Roller	2,000 lb (900 kg)	1-1/4" (30 mm)	24" (600 mm)	24 lb (10.9 kg)				
	781313	LO FAJ - SS Roller	2,000 lb (900 kg)	1-1/4" (30 mm)	24" (600 mm)	24 lb (10.9 kg)				
781314	LO FAJ - SS Vee	2,500 lb (1,135 kg)	1/8" (3 mm)	24" (600 mm)	21 lb (9.5 kg)					
781315	LO FAJ - SS Vee	1,000 lb (450 kg)	3/8" (10 mm)	12" (300 mm)	22 lb (10.0 kg)					
781316	LO FAJ - Rubber Whls	1,000 lb (450 kg)	1-1/2" (40 mm)	24" (600 mm)	25 lb (11.3 kg)					
781316	LO FAJ - Rubber Whls	1,000 lb (450 kg)	1-1/2" (40 mm)	24" (600 mm)	22 lb (10.0 kg)					
HEAVY DUTY JACKS										
	780375	HI HD - Vee	2,500 lb (1,135 kg)	1/8" (3 mm)	24" (600 mm)	28" (71 cm)	49" (125 cm)	22" (56 cm)	22" (56 cm)	24 lb (10.9 kg)
	780376	HI HD - Roller	2,000 lb (900 kg)	1-1/4" (30 mm)	24" (600 mm)					27 lb (12.2 kg)
	780377	HI HD - Bar Stock	2,000 lb (900 kg)	1/8" (3 mm)	10" (250 mm)					24 lb (10.9 kg)
	780378	HI HD - SS Roller	2,000 lb (900 kg)	1-1/4" (30 mm)	24" (600 mm)					28 lb (12.7 kg)
	780379	HI HD - SS Vee	2,500 lb (1,135 kg)	1/8" (3 mm)	24" (600 mm)	24 lb (10.9 kg)				
	780380	HI HD - Ball Trans	1,000 lb (450 kg)	3/8" (10 mm)	12" (300 mm)	27 lb (12.2 kg)				
	780381	HI HD - Rubber Whls	1,000 lb (450 kg)	1-1/2" (40 mm)	24" (600 mm)	26 lb (11.8 kg)				
	780385	LO HD - Vee	2,500 lb (1,135 kg)	1/8" (3 mm)	24" (600 mm)	19 lb (8.6 kg)				
	780386	LO HD - Roller	2,000 lb (900 kg)	1-1/4" (30 mm)	24" (600 mm)	22 lb (10.0 kg)				
	780387	LO HD - Bar Stock	2,000 lb (900 kg)	1/8" (3 mm)	24" (600 mm)	18 lb (8.2 kg)				
	780388	LO HD - SS Roller	2,000 lb (900 kg)	1-1/4" (30 mm)	24" (600 mm)	22 lb (10.0 kg)				
	780389	LO HD - SS Vee	2,500 lb (1,135 kg)	1/8" (3 mm)	24" (600 mm)	19 lb (8.6 kg)				
	780390	LO HD - Ball Trans	1,000 lb (450 kg)	3/8" (10 mm)	12" (300 mm)	22 lb (10.0 kg)				
780391	LO HD - Rubber Whls	1,000 lb (450 kg)	1-1/2" (40 mm)	24" (600 mm)	21 lb (9.6 kg)					
HEAVY DUTY JACK PLUS										
	780326	HD PLUS - Vee	3,500 lbs (1,580 kg)	1/8" (3 mm)	24" (600 mm)	28" (71 cm)	49" (125 cm)	22" (56 cm)	22" (56 cm)	24 lb (10.9 kg)
PRO JACK™										
	780471	HI PRO - Vee	2,000 lb (900 kg)	1/8" (3 mm)	24" (600 mm)	28" (71 cm)	49" (125 cm)	24" (61 cm)	24" (61 cm)	23 lb (10.4 kg)
	780472	HI PRO - Roller	2,000 lb (900 kg)	1-1/4" (30 mm)	24" (600 mm)					26 lb (11.8 kg)
	780473	HI PRO - Bar Stock	2,000 lb (900 kg)	1/8" (3 mm)	10" (250 mm)					23 lb (10.4 kg)
	780474	HI PRO - SS Roller	2,000 lb (900 kg)	1-1/4" (30 mm)	24" (600 mm)					26 lb (11.8 kg)
	780475	HI PRO - SS Vee	2,000 lb (900 kg)	1/8" (3 mm)	24" (600 mm)	24 lb (10.9 kg)				
	780476	HI PRO - Ball Trans	1,000 lb (450 kg)	3/8" (10 mm)	12" (300 mm)	28 lb (12.7 kg)				
	780477	HI PRO - Rubber Whls	1,000 lb (450 kg)	1-1/2" (40 mm)	24" (600 mm)	25 lb (11.4 kg)				
FAT JACK™										
	785250	Maxi Fat Jack - Vee	6,000 lb (2,722 kg)	1/8" (3 mm)	24" (600 mm)	36" (91.4 cm)	61" (154.9 cm)	34" (86.3 cm)	34" (86.3 cm)	47 lb (21.4 kg)
	785251	Mid Fat Jack - Vee				36.5" (97.3 cm)	64.5" (163.9 cm)	21" (53.3 cm)	21" (53.3 cm)	37 lb (16.8 kg)
	785252	Mini Fat Jack - Vee				16" (40.6 cm)	28.5" (72.4 cm)	19" (48.3 cm)	19" (48.3 cm)	28 lb (12.7 kg)
	785255	Maxi Fat Jack - Roller				36" (91.4 cm)	61" (154.9 cm)	34" (86.3 cm)	34" (86.3 cm)	47 lb (21.4 kg)
	785256	Mid Fat Jack - Roller				36.5" (97.3 cm)	64.5" (163.9 cm)	21" (53.3 cm)	21" (53.3 cm)	37 lb (16.8 kg)
	785257	Mini Fat Jack - Roller				16" (40.6 cm)	28.5" (72.4 cm)	19" (48.3 cm)	19" (48.3 cm)	28 lb (12.7 kg)
FAB SAF™ JACK										
	780395	FAB SAF - Vee	3,500 lb (1,580 kg)	1/8" (3 mm)	36" (900 mm)	36" (81 cm)	52" (132 cm)	30" (76 cm)	30" (76 cm)	39 lb (17.6 kg)
	780400	FAB SAF - Roller	2,500 lb (1,135 kg)	1-1/4" (30 mm)	36" (900 mm)	36" (81 cm)	52" (132 cm)	30" (76 cm)	30" (76 cm)	42 lb (19.0 kg)

18 SUMNER PIPE JACKS

Pipe Stand Details cont.

Pipe Stand	Part #	Description	Load Capacity	Min. Pipe Capacity	Max. Pipe Capacity	Min. Height	Max. Height	Width	Length	Weight
HI BOY™										
	783250	HI BOY	1,000 lb (450 kg)	1/8" (3 mm)	24" (600 mm)	39" (98 cm)	72" (180 cm)	38" (97 cm)	38" (97 cm)	45 lb (20.4 kg)
ADJUST-A-ROLLS™										
	780365	HI AAR - Steel Whls	2,000 lb (900 kg)							35 lb (15.8 kg)
	780366	HI AAR - Ball Trans	1,000 lb (450 kg)							38 lb (17.3 kg)
	780367	HI AAR - Rubber Whls	1,200 lb (550 kg)	1/2" (12 mm)	36" (900 mm)	31" (78 cm)		23" (58 cm)	32" (81 cm)	34 lb (15.4 kg)
	780368	HI AAR - SS Whls	2,000 lb (900 kg)							35 lb (15.8 kg)
	780369	HI AAR - Bar Stock	2,000 lb (900 kg)							39 lb (17.6 kg)
	780370	LO AAR - Steel Whls	2,000 lb (900 kg)							34 lb (15.4 kg)
	780371	LO AAR - Ball Trans	1,000 lb (450 kg)							24 lb (10.9 kg)
	780372	LO AAR - Rubber Whls	1,200 lb (550 kg)	1/2" (12 mm)	36" (900 mm)	24" (61 cm)		22" (56 cm)	31" (79 cm)	32 lb (14.5 kg)
	780373	LO AAR - SS Whls	2,000 lb (900 kg)							34 lb (15.4 kg)
	780359	LO AAR - Bar Stock	2,000 lb (900 kg)							37 lb (16.8 kg)
	780360	TBL AAR - Steel Whls	2,000 lb (900 kg)			7" (18 cm)				22 lb (10.0 kg)
	780361	TBL AAR - Ball Trans	1,000 lb (450 kg)	1/2" (12 mm)	36" (900 mm)	5-3/4" (15 cm)		6-1/4" (16 cm)	22"	22 lb (10.0 kg)
	780362	TBL AAR - Rubber Whls	1,200 lb (550 kg)			7" (18 cm)				20 lb (9.0 kg)
	780363	TBL AAR - SS Whls	2,000 lb (900 kg)			7" (18 cm)				22 lb (10.0 kg)
	780364	TBL AAR - Bar Stock	2,000 lb (900 kg)			5-3/4" (15 cm)				24 lb (10.9 kg)
PRO ROLL™										
	780441	PRO ROLL - Steel Whls	2,000 lb (900 kg)							47 lb (21.3 kg)
	780442	PRO ROLL - Ball Trans	1,000 lb (450 kg)							49 lb (22.2 kg)
	780443	PRO ROLL - Rubber Whls	1,200 lb (550 kg)	1/2" (12 mm)	36" (900 mm)	29" (74 cm)	43" (109 cm)	23" (58 cm)	32" (81 cm)	45 lb (20.4 kg)
	780444	PRO ROLL - SS Whls	2,000 lb (900 kg)							47 lb (21.3 kg)
	780446	PRO ROLL - Bar Stock	2,000 lb (900 kg)							49 lb (22.2 kg)
BIG V™ JACK										
	780260	Big V	2,500 lb (1,135 kg)	4" (100 mm)	36" (900 mm)	29-1/2" (75 cm)	41" (104 cm)	29-1/2" (75 cm)	29-1/2" (75 cm)	36 lb (16.4 kg)
MAX JAX™ I & II										
	781460	Max Jax Basic	2,500 lb (1,135 kg)			21" (53 cm)	33" (84 cm)	29-5/8" (75 cm)	29-5/8" (75 cm)	68 lb (31.1 kg)
	781403	Max Jax Kit (Roller Head)	2,000 lb (900 kg)			30-1/2" (78 cm)	42-1/2" (108 cm)	39-1/2" (100 cm)	39-1/2" (100 cm)	144 lb (65.5 kg)
	786450	Max Jax 2 Kit #1 (Vee Head)	4,500 lb (2045 kg)	4" (100 mm)	36" (900 mm)	52" (133 cm)	74" (188 cm)	37.5" (95 cm)	37.5" (95 cm)	106 lb (48.3 kg)
	786451	Max Jax 2 Kit #2 (Drop Slot Head)	4,500 lb (2045 kg)			23" (58 cm)	36" (91 cm)	37.5" (95 cm)	37.5" (95 cm)	127 lb (57.7 kg)
BIG V™ / MAX JAX™ I & II HEAD STYLES										
	781381	BV/MJ - Large Roller	2,000 lb (900 kg)	4" (100 mm)	36" (900 mm)			NA		8 lb (3.6 kg)
	781382	BV/MJ - SS Sleeves	2,500 lb (1,135 kg)	4" (100 mm)	36" (900 mm)					8 lb (3.6 kg)
	781383	BV/MJ - Ball Trans	1,000 lb (450 kg)	3/8" (9 mm)	36" (900 mm)					8 lb (3.6 kg)
	781394	BV/MJ - Rubber Whls	1,000 lb (450 kg)	4" (100 mm)	36" (900 mm)					8 lb (3.6 kg)
	781397	BV/MJ - SS Ball Trans	1,000 lb (450 kg)	3/8" (9 mm)	36" (900 mm)					5 lb (2.3 kg)
	781406	BV/MJ - Roller	2,000 lb (900 kg)	4" (100 mm)	36" (900 mm)					8 lb (3.6 kg)
	781407	BV/MJ - SS Roller	2,000 lb (900 kg)	4" (100 mm)	36" (900 mm)					8 lb (3.6 kg)